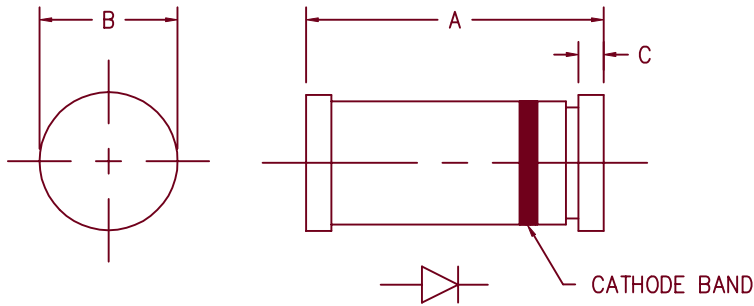


Ultra Fast Recovery Rectifier UF110SM — UF120SM



Dim.	Inches		Millimeter		Notes
	Minimum	Maximum	Minimum	Maximum	
A	.189	.205	4.80	5.20	Dia.
B	.094	.105	2.39	2.66	
C	.016	.022	.41	.55	

GLASS HERMETIC D0213AB

Microsemi Catalog Number	Working Peak Reverse Voltage	Repetitive Peak Reverse Voltage
UF110SM	100V	100V
UF115SM	150V	150V
UF120SM	200V	200V

- Ultra fast recovery
- 175°C junction temperature
- V_{RRM} 100 to 200 volts
- 1 Amp current rating
- t_{RR} 30nS max

Electrical Characteristics

Average forward current	$I_F(AV)$ 1.0 Amps	$T_A = 130^\circ C$ Square wave, $R_{\theta JC} = 45^\circ C/W$
Maximum surge current	I_{FSM} 25 Amps	8.3 ms, half sine, $T_J = 175^\circ C$
Max peak forward voltage	V_{FM} 1.0 Volts	$I_{FM} = 1.0A; T_J = 25^\circ C^*$
Max reverse recovery time	t_{RR} 30 nS	1/2A, 1A, 1/4A, $T_J = 25^\circ C$
Max peak reverse current	I_{RM} 5 μA	$V_{RRM}, T_J = 25^\circ C$
Typical junction capacitance	C_J 7 pF	$V_R = 10V, T_J = 25^\circ C$

*Pulse test: Pulse width 300 μ sec, Duty cycle 2%

Thermal and Mechanical Characteristics

Storage temperature range	T_{STG}	-65°C to 175°C
Operating junction temp range	T_J	-65°C to 175°C
Maximum thermal resistance	$R_{\theta JC}$	45°C/W Junction to end cap
Weight		.004 ounces (0.012 grams) typical

6-8-00 Rev. 1

UF110SM — UF120SM

Figure 1
Maximum Forward Characteristics

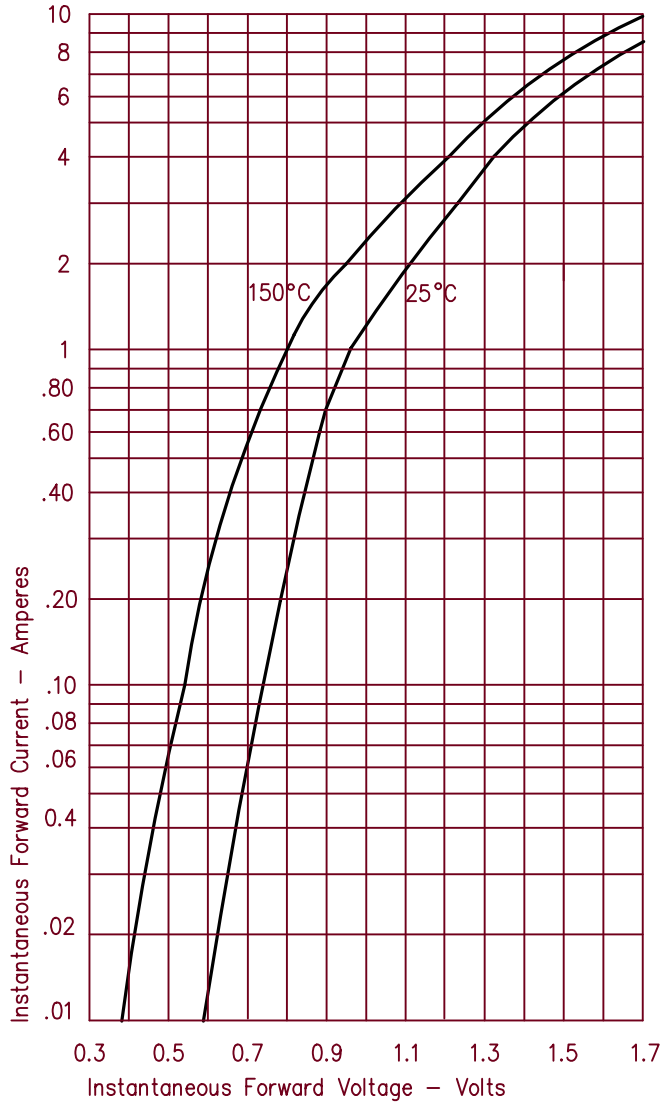


Figure 3
Typical Junction Capacitance

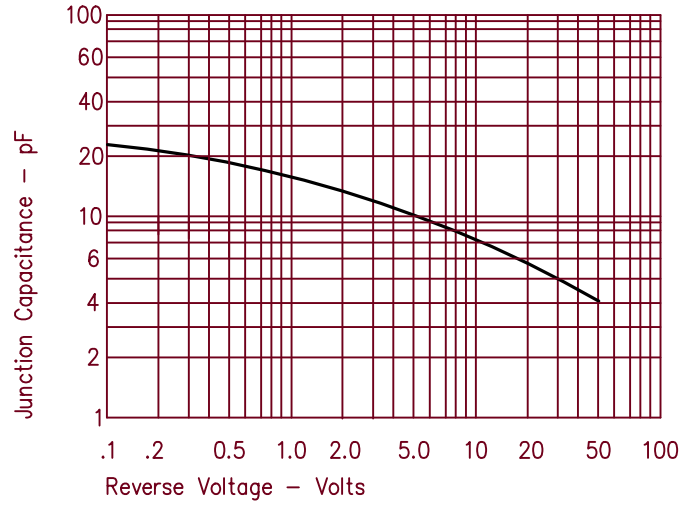


Figure 2
Typical Reverse Characteristics

